

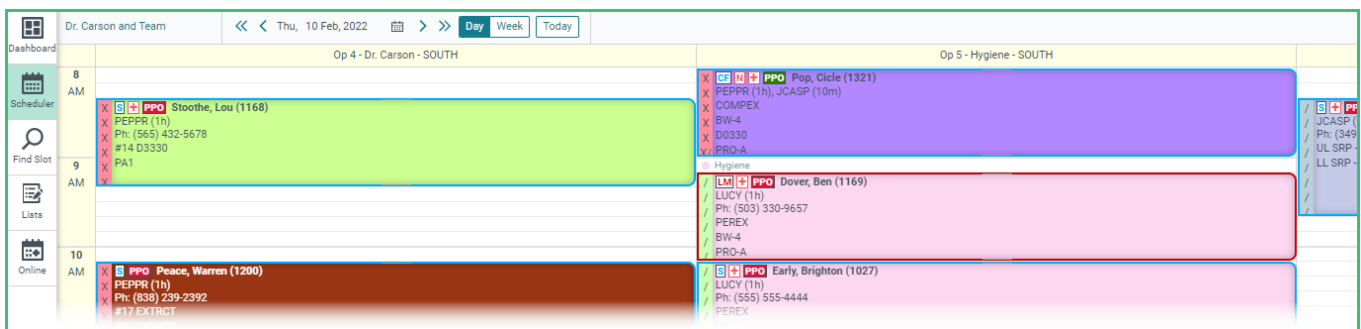
5.26 Release Features

This extra-large release combines two releases to bring you many features and enhancements, big and small across the software. You'll get more information at a glance, default answers, and more functions.

Key Features

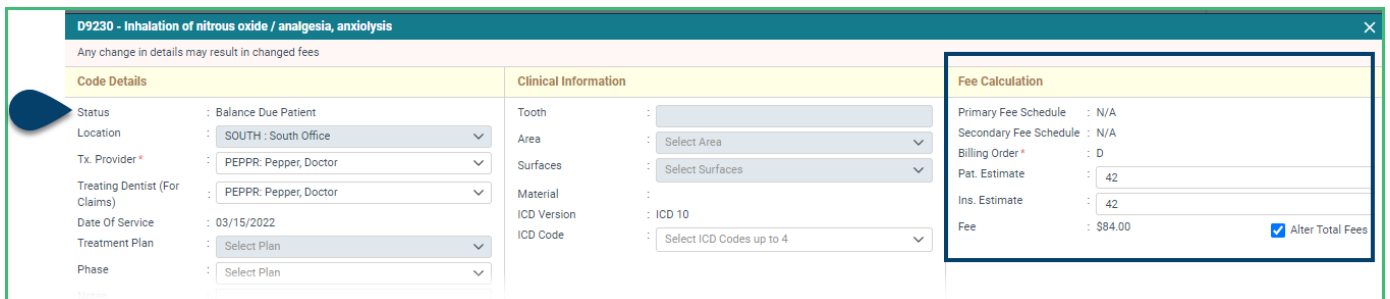
What You See Is What You Get

Now With More to See: Customize the appointment blocks, left margins, and borders to show what means the most to your team -Production Type, Provider, or Appointment Status.



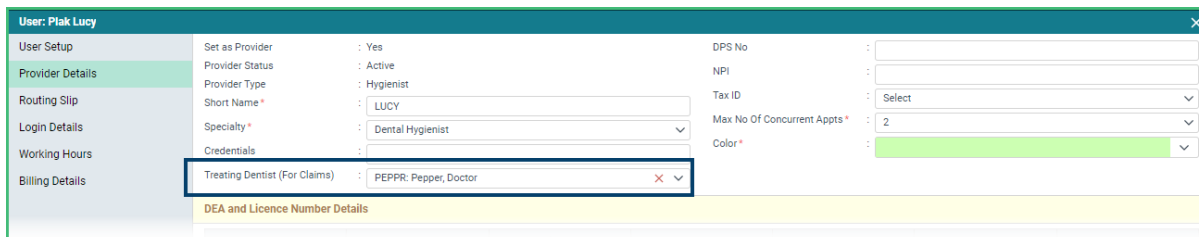
Change Is Good

Especially in Completed Codes: You can now change the fees, or the fee split on completed codes, EVEN IF a claim has been generated for the code already.



Hygienist + Treating Provider = Connected

Default for the Win: Assign your hygienists to a Treating Provider so they don't have to select one for each chart or entry.



More Improvements

Front Desk

- ≡ Further categorize your appointment status with the new **"In Office"** category to locate patients that are moving within the office.
- ≡ Fill your appointment book with the printable **Unscheduled Procedures** list.
- ≡ Quickly access the Scheduler from the Super Slider with a new link on the Appts tab.
- ≡ Print your **routing slips** and/or the Scheduler with your account or location branding.
- ≡ Jump **eight months** in the Scheduler with an additional fast forward and rewind option.
- ≡ Schedule a patient directly from the **Reschedule Queue** without navigating through the patient record, though the patient snapshot is available. Details are carried into the appointment.


Clinical

- ≡ Access your cloud x-ray images from different software options within a single practice and set a location-based default. Your options include SOTA, Tigerview, and Apteryx.

Revenue Cycle Management:

- ≡ Learn more from your **electronic eligibility requests** with more details about deductibles, active coverage, maximums, and exclusions while navigating smoothly through them.
- ≡ Find details about BluePay transactions with the 30-day transaction history.
- ≡ Update the fee and fee split on a completed code even when a claim has been generated for the code.
- ≡ Offer more accurate fee estimates in **Copay** plans with the consideration of AMB codes (downgrades) and deductibles.
- ≡ Reduce accidental verifications on draft insurance plans with improved logic in the **Mark as Verified** checkbox.
- ≡ Jump quickly to a plan's **Fee Register** with a quick link beside the plan fee register field.

Patient Services

- ≡ **Bookmark** your Patient Connect, Patient Portal, and Online Appointment Portal with Chrome's built-in bookmark feature -the star.
 - ≡ Receive documents uploaded by patients through the HIPAA compliant Patient Portal.
- 

Reporting and Analytics

- Find more complete details about your accounts receivables in the **Aging (Enhanced)** report by drilling down into Unapplied Credits.
- Filter the **Utilization** report by CDT Category to see adjustments, net production, and net collection details.
- Focus on different types of payments in the Applied view **Income Allocation** of the report.
- Recognize issues in appointments and billing using the **Missing Transactions KPI**.

Setup and Administration

- Target functions for recalls with expanded permissions to view, add, edit, and delete recalls for a patient. *(New permissions will match with current appointment permissions by default.)*
 - Control access to scheduling blocks with new permissions.
 - Create a **Facility** list for mobile dentistry allowing you to reflect the patient, billing, fees, and claims more accurately. Enter a Support request to enable this feature for your account.
- 